

BAT60B

VOLTAGE RANGE

10 Volts

CURRENT

3.0 Ampere

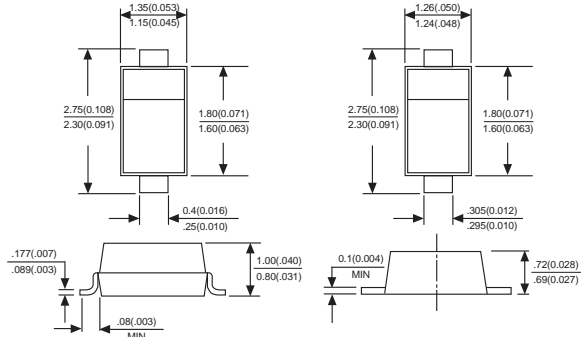
FEATURES

- Low voltage, low inductance
- High current rectifier schottky diode with low VF drop
- For power supply
- For detection and step-up-conversion

MECHANICAL DATA

- Case : Molded plastic body
- Terminals : Plated leads solderable per MIL-STD-750, Method 2026
- Polarity : Polarity symbols marked on case
- Marking : W5

SOD-323



Dimensions in millimeters and (inches)

MAXIMUM RATINGS AND ELECTRICAL CHARACTERISTICS

- Maximum ratings and electrical characteristics, Single diode @ $T_A=25^\circ\text{C}$

PARAMETER	SYMBOLS	LIMITS	UNITS
Forward current	I_{FM}	3	A
Forward surge current $t_p=10\text{ms}$	I_{FSM}	5	A
Power dissipation $T_c=25^\circ\text{C}$	P_{tot}	250	mW
Junction temperature	T_j	150	$^\circ\text{C}$
Storage temperature	T_{STG}	-65 to +150	$^\circ\text{C}$
Non-Repetitive peak reverse voltage	V_{RM}	10	V

- Electrical ratings @ $T_A=25^\circ\text{C}$

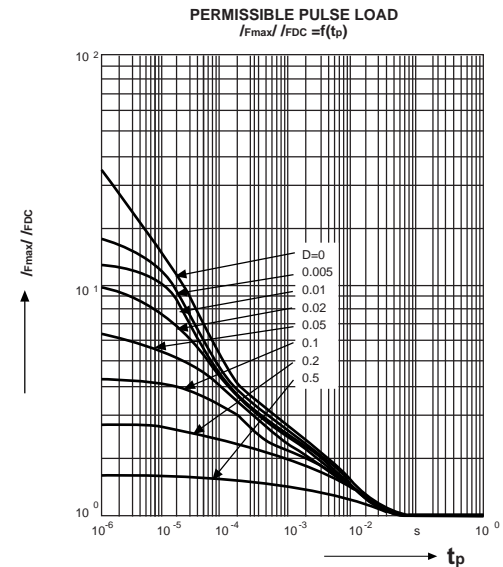
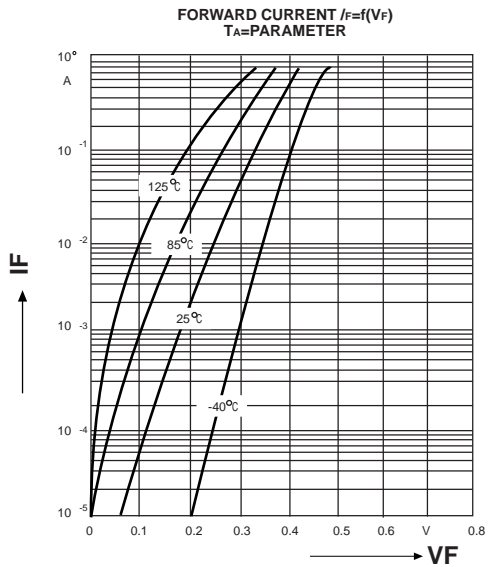
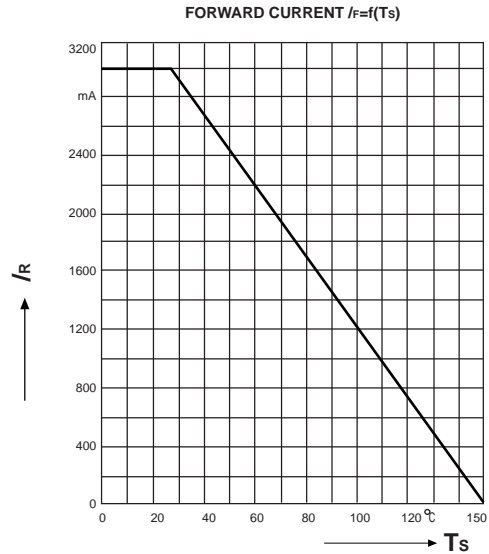
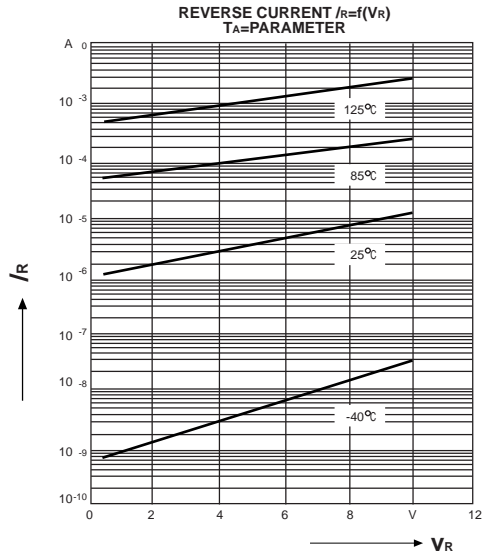
PARAMETER	SYMBOLS	Min.	Typ.	Max.	Unit	Conditions
Forward voltage	V_F			300	mV	$I_F=10\text{mA}$
				380		$I_F=100\text{mA}$
				500		$I_F=500\text{mA}$
				600		$I_F=1000\text{mA}$
Reverse current	I_R			15	μA	$V_R=5\text{V}$
				25		$V_R=8\text{V}$
Capacitance between terminals	C_T			30	pF	$V_R=5\text{V}, f=1.0\text{MHz}$

SCHOTTKY DIODES

BAT60B

VOLTAGE RANGE
CURRENT

10 Volts
3.0 Ampere



BAT60B

VOLTAGE RANGE

10 Volts

CURRENT

3.0 Ampere

