



## PRESS FIT AUTOMOTIVE RECTIFIER

### PRBG251 THRU PRBG256

VOLTAGE RANGE 100 to 600 Volts

CURRENT 25.0 Amperes

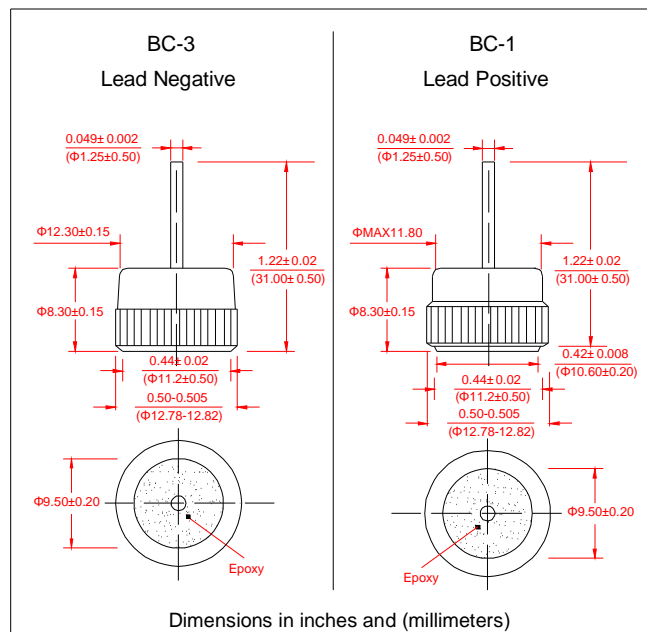
#### TECHNICAL SPECIFICATION:

#### FEATURES

- Low Leakage
- Low forward voltage drop
- High current capability
- High forward surge current capacity
- Glass passivated chip

#### MECHANICAL DATA

- Technology: Vacuum soldered
- Case: Copper case
- Polarity: As marked of case bottom
- Lead: Plated lead, solderable per MIL-STD-202E method 208C
- Mounting: Press Fit
- Weight: 0.28 ounces, 7.86 grams



#### MAXIMUM RATINGS AND ELECTRICAL CHARACTERISTICS

- Ratings at 25°C ambient temperature unless otherwise specified
- Single Phase, half wave, 60HZ, resistive or inductive load
- For capacitive load derate current by 20%

	SYMBOLS	PRBG251	PRBG252	PRBG253	PRBG254	PRBG256	UNIT
Maximum Repetitive Peak Reverse Voltage	$V_{RRM}$	100	200	300	400	600	Volts
Maximum RMS Voltage	$V_{RMS}$	70	140	210	280	420	Volts
Maximum DC Blocking Voltage	$V_{DC}$	100	200	300	400	600	Volts
Maximum Average Forward Rectified Current, At $T_c=105^\circ\text{C}$	$I_{(AV)}$	25					Amps
Peak Forward Surge Current 3.3mS single half sine wave superimposed on Rated load (JEDEC method)	$I_{FSM}$	400					Amps
Rating for fusing ( $t < 8.3\text{ms}$ )	$I^2t$	664					$\text{A}^2\text{S}$
Maximum instantaneous Forward Voltage at 100A	$V_F$	1.08					Volts
Maximum DC Reverse Current at Rated $T_A=25^\circ\text{C}$ DC Blocking Voltage $T_A=100^\circ\text{C}$	$I_R$	5.0					UA
		450					
Typical Thermal Resistance	$R_{\theta JC}$	0.8					$^\circ\text{C}/\text{W}$
Operating and Storage Temperature Range	$T_J, T_{STG}$	(-65 to +175)					$^\circ\text{C}$

#### Notes:

1. Enough heat sink must be considered in application.



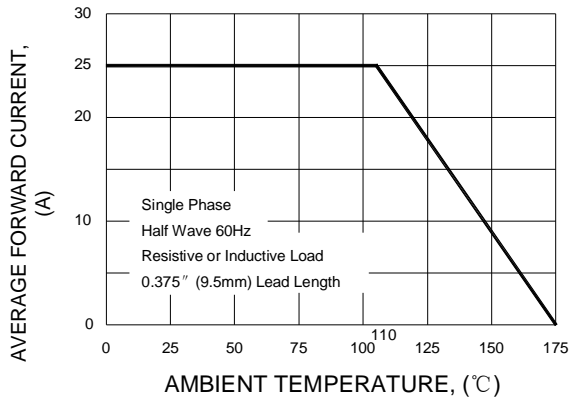
# PRESS FIT AUTOMOTIVE RECTIFIER

**PRBG251 THRU PRBG256**

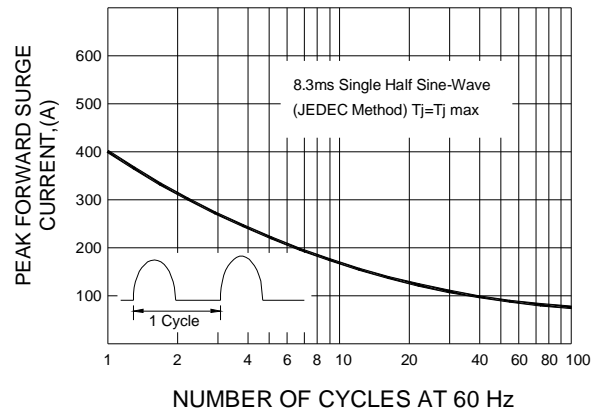
**VOLTAGE RANGE 100 to 600 Volts**

**CURRENT 25.0 Amperes**

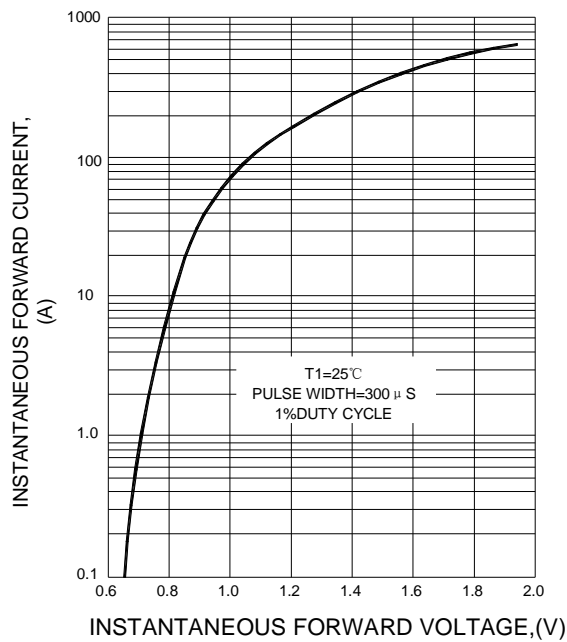
**F1G.1 TYPICAL FORWARD CURRENT DERATING CURVE**



**F1G.2 MAXIMUM NON-REPETITIVE PEAK FORWARD SURGE CURRENT**



**F1G.3 TYPICAL INSTANTANEOUS FORWARD CHARACTERISTICS**



**F1G.4 FORWARD POWER DISSIPATION**

